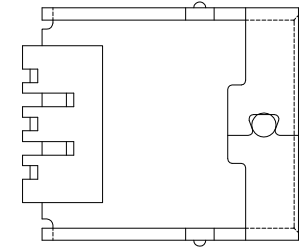
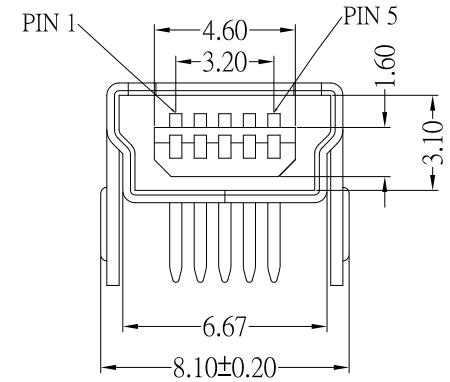
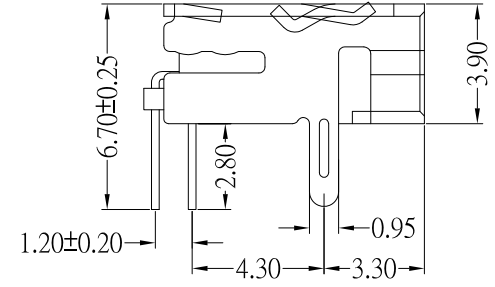
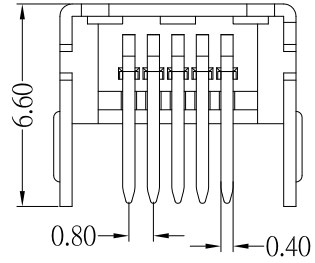


P.C.B LAYOUT MOUNTING PATTERN



SPECIFICATIONS

Electrical:

- 1.Current Rating: 1.0A / contact terminal
- 2.Voltage Rating: 30V DC
- 3.Contact Resistance: 50 mΩ Max
- 4.Dielectric Withstanding Voltage: 300 V AC AT Sec Level
- 5.Insulation Resistance: 100 MΩ Min

Material:

- 1.Housing:LCP , Black
- 2.Contact: Phosphor Bronze
- 3.Shell: Brass

Finish:

- 1.Contact: Plated Gold in Mating Area ;
Tin Plated on Solder Balls ;
Nickel under plated overall
- 2.Shell: Nickel under Plated surface layer

5	新增尺寸公差	Jack	101220
4	更新樣式	Jack	032519
3	更新尺寸	Jack	102017
2	更新Contact材質及鍍層	Jack	061914
1	更新鍍層	Jack	102813
ITEM NO.	DESCRIPTION	DRAWN	DATE



TOLERANCE UNLESS OTHERWISE STATED:
 Up to 5 ±0.2
 Above 5 ~ 15 ±0.3
 Above 15 ~ 30 ±0.4
 Above 30 ~ 50 ±0.5
 Angle ±0.3°

3RD. ANGEL'S



UNITS

MM

DRAWN BY:	DATE	MAT'L	TITLE	CONNECTOR
Jack Lu	10/12/20			
CHECKED BY:	DATE	FINISH	MODLE	MINI USB 5BF DIP 兩腳
Jacky Chen	10/12/20			
APPROVED BY:	DATE	SCALE	DWG NO.	MUSB-5B-DM0F-S175
Tony Kao	10/12/20	1 : 1	PART NO.	MUSB-5B-DM0F-S175
		SHEET NO.	1 of 1	
				SIZE A4
				VER R6